


HOW TO CHOOSE AN OPEN LICENCE



NATIONAL FORUM
FOR THE ENHANCEMENT OF TEACHING
AND LEARNING IN HIGHER EDUCATION




Creative Commons (or 'CC') licences are the most widely used form of open licensing globally. CC licences permit creators to retain copyright on a resource, but grant permissions to others to reuse and adapt that resource.

Once a resource has a CC licence attached to it, it can become an open educational resource or OER.

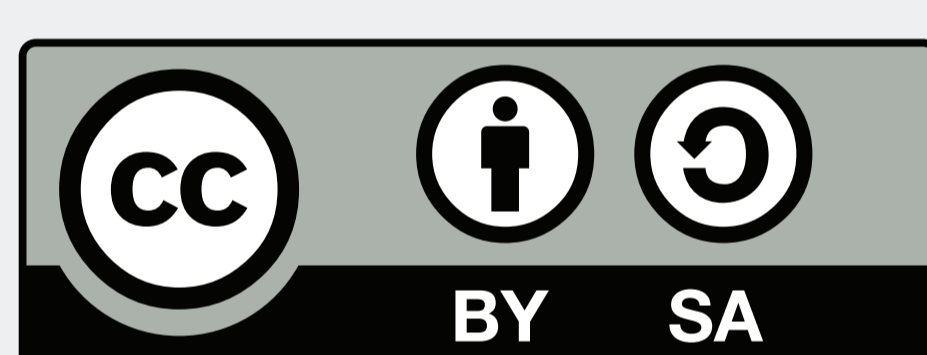
Each individual CC licence communicates to potential users the terms under which the resource may or may not be used. There are **four CC licence elements**:



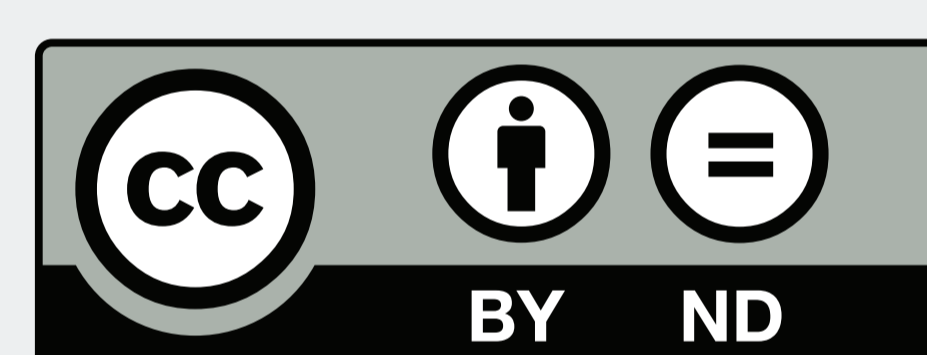
These **4 licence elements** combine in various ways to create the **6 main Creative Commons licences**. As you can see, **all 6 include the Attribution (BY) element**, meaning anyone using a resource with this licence **must attribute the creator/owner**.



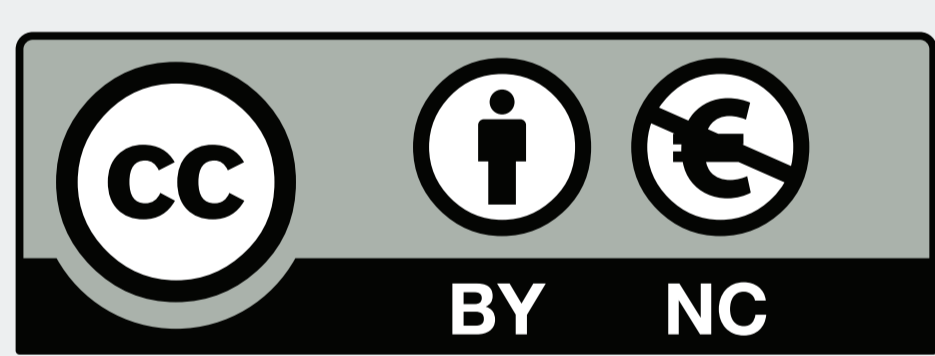
CC BY



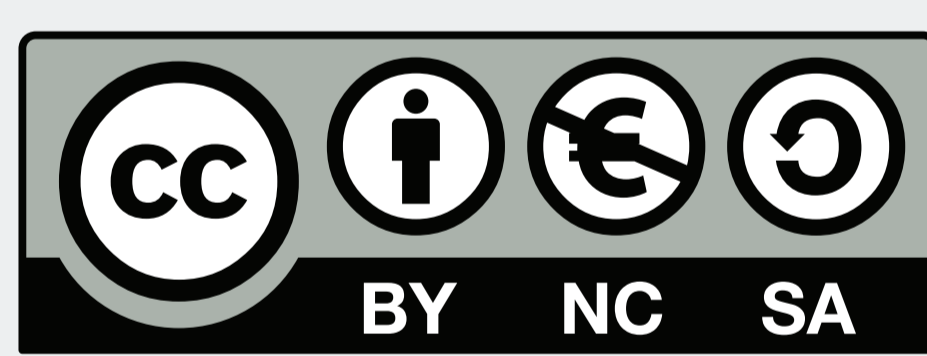
CC BY-SA



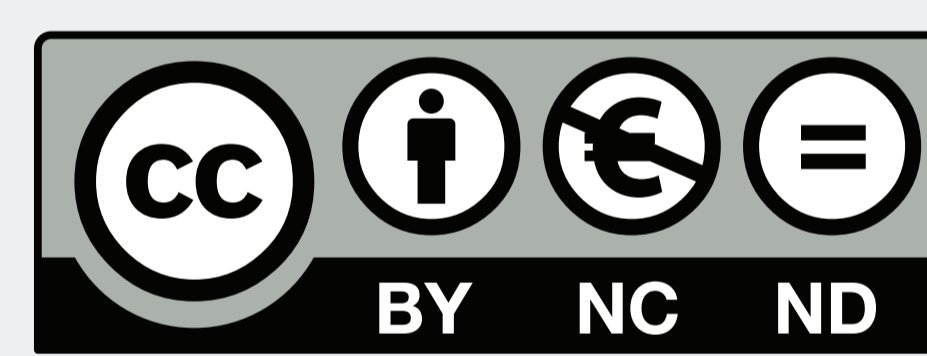
CC BY-ND



CC BY-NC



CC BY-NC-SA



CC BY-NC-ND

The actual steps involved in adding the licence to your resource are straightforward. When it comes time to license your resource, you will probably spend most of your time deciding on the appropriate Creative Commons licence to use.

You can find further guidance for choosing an open licence in the following resources:



National Forum guide -
'How to Choose an Open Licence'



National Forum OER/OEP online resource -
License your OER page